






# Know the Difference: Electric Bicycles & More

Category	Segway/Hoverboard	Motorized Scooter*	Class 1** E-Bike	Class 2** E-Bike	Class 3** E-Bike
Photo					
Description:	Designed for one person. Self-balancing, two non-tandem wheels.	Designed for one person. With or without a seat or saddle; no more than three wheels.	Bike with electric motor that only engages while the rider is pedaling (pedal-assist or pedelec).	Bike with electric motor that can be engaged at any time, with or without the rider pedaling.	Bike with electric motor that only engages while the rider is pedaling (pedal-assist or pedelec).
What is the max assisted speed?	19 MPH	20 MPH	20 MPH	20 MPH	28 MPH
Do I need a license?	NO	NO	NO	NO	NO
Do I need to register my vehicle?	NO	NO	NO	NO	NO
Where can I ride?***	Trails, multi-use paths, and sidewalks; may only operate on roads with a speed limit of 25 mph or less	Roadways, bike lanes, trails, multi-use paths, and sidewalks	Roadways, bike lanes, trails, multi-use paths, and sidewalks	Roadways, bike lanes, trails, multi-use paths, and sidewalks	Roadways, bike lanes, trails, multi-use paths, and sidewalks
Do I need to wear a helmet?	Required for riders under 16; recommended for all	Required for riders under 16; recommended for all	Required for riders under 16; recommended for all	Required for riders under 16; recommended for all	Required for riders under 16; recommended for all

\*Additional local regulations may apply to shared fleets.

\*\*All classes of e-bikes can be visually similar. The difference is in their max assisted speed and how the user can engage the motor.

\*\*\*Unless prohibited by local municipal code. Refer to local government regulations for more information and additional local e-bike restrictions.

# Remember that users of electric bicycles, motorized scooters, segways, and hoverboards have all the same rights - and must follow all the same rules - as traditional bicycle users.

## Whatever and wherever you're riding, always:

- Be courteous to others and always yield to pedestrians.
- Be visible. It is always recommended to use light colored clothes, white front lights and rear red lights when traveling in low light conditions.
- Slow down at corners and make sure you halt before entering and crossing the road.
- Use safe speeds and distance, especially in shared spaces.
- Stay to the right, except when passing.
- Give an audible warning signal when passing others.
- Follow all rules of the road and be predictable.



**Always Check  
Local Codes**

**Local municipalities  
might adopt more  
restrictive rules  
for devices**

**A helmet can keep  
you safe in bicycle  
crashes, minimizing  
the risk of a traumatic  
brain injury**

For more information, see Florida Statutes 316.003, 316.2065, 316.20655, and 316.2068

